


MailConverter 2.1: The Settings Dialog

Confirm before saving:

If this is checked,  for each converted file you will be prompted for an output file name which you can either confirm, correct or cancel. If this is unchecked, and if you've selected a default save folder, the output file will go in that folder with the same filename as the input file. You will not be asked for confirmation unless a file by the same name already exists in that folder. This applies to digests as well as to conversions.

This setting is checked by default.


Truncate Output Filename:

Check this if you want to follow the Eudora convention of a 27-char max for mailbox names.

This setting is checked by default.

Send To Application:

If this is checked, newly written mailboxes will be sent to current output application immediately for display. The output application is determined by the Creator setting (see below). The "send" works by simulating a double-click on the newly created file, which means that if the application isn't running, it will be started in the default way. For instance, Eudora would be started with the standard Eudora Settings file (the one System Folder:Eudora Folder:). If you want to use some other Eudora settings, be sure to launch Eudora first.

For Eudora,  in general, this option only works in the commercial version, although the freeware version will usually do the right thing if you're appending to an existing mailbox.

This setting is unchecked by default.

Convert AOL/eWorld To & cc

In some cases, the address fields (From, To, and cc) of an AOL or eWorld message will not have full internet addresses. MailConverter will always try to correct the From field (in order to get Reply to work in Eudora) but it will not, by default, do the same for To and cc, in order to keep the output file-size from growing beyond the expected buffer size. If you want address correct for To and cc, check this box..

No pseudo-digest separators

If checked, pseudo-digest file formats will be converted on the assumption that there are no explicit separator lines between messages. For more details, see Digests and Pseudo-Digests .

Default Input Folder:

Lets you specify the default source folder for files to be converted.


Default Save Folder:

Lets you specify the default destination folder for converted files.

Default Mailbox Folder:

Lets you specify the default source of mailboxes for digestification and the Mailbox menu operations.

Creator and File Type

These settings can be used to tag mailbox files made by MailConverter with a creator and/or file-type that's different from the standard Eudora mailbox creator ('CSOm') and file-type ('TEXT'). Changing the Creator also changes the application in which the newly created mailbox files will be opened  when the Send To Application setting is checked.

These settings can be changed in various ways:

- you can type directly into the fields
- you can select one of the default options (currently Eudora, Z-Mail, Eumorpha) with radio buttons
- you can set them to be the same as some existing file by clicking the Same As... button (you will be prompted for the file)

Note that if you select the Eumorpha option, the ultimate effect is to import the mail into Claris EMailer. Consequently, the intermediate output file will be deleted.

Cancel:

This cancels any changes made to the preferences and quits the dialog.

OK:

This sets the showing preferences, saves them and quits the dialog.